

# TARANTULA PLANET

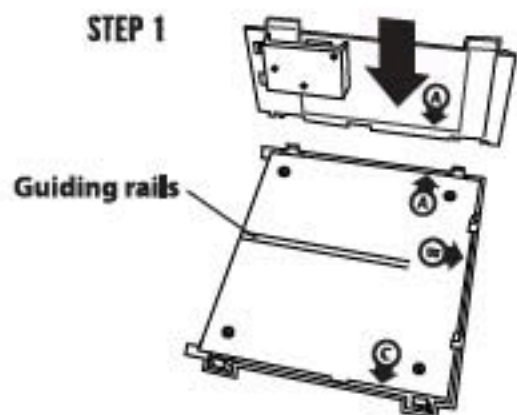
## CREEPLY CRAWLIN' PETS

DARE TO  
SCARE!

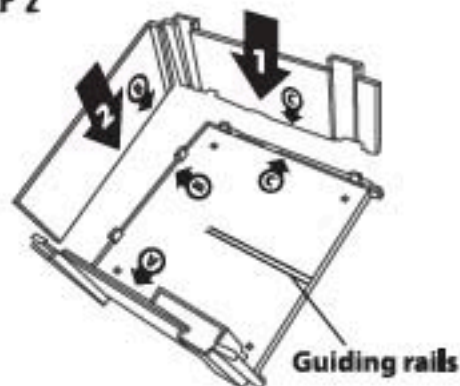
### ASSEMBLY

Assemble the panels of the crate in the order shown below.

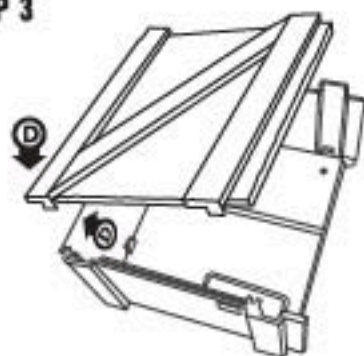
STEP 1



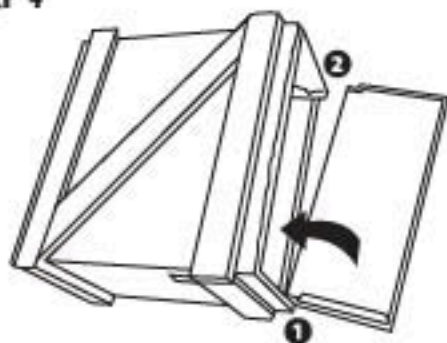
STEP 2



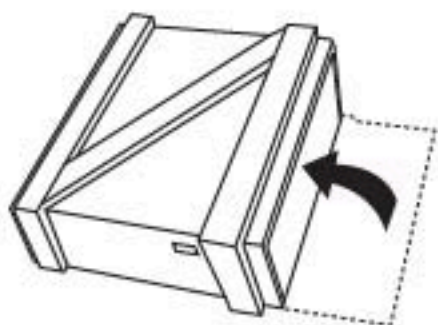
STEP 3



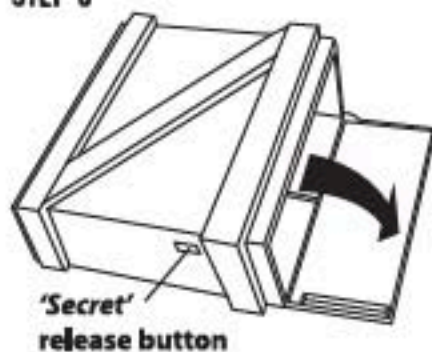
STEP 4



STEP 5



STEP 6



PET TARANTULA SOLD SEPARATELY

**IMPORTANT:** To preserve battery life, make sure you always switch the power switch to "OFF" when not playing with your pet tarantula or storing him in his Creepy Crate.

## CRATE OPERATION

Share your pet tarantula with family and friends using the Creepy Crate.

1. Turn on your pet tarantula by sliding the power switch to "ON." Your tarantulas creepy red eyes will light up to signal that it is on and its wheels may immediately spin.
2. Practice loading your tarantula in its crate. Hold the crate at a slight angle, place your tarantula inside the crate making sure to place the front center wheel (on the underside of the tarantula) between the *guiding rails* on the inside floor of the crate.
3. Still holding the crate at a slight angle, gently close the crate door. Now gently lower the Creepy Crate to hold it level with both hands with your right index finger on the secret button.
4. You are now ready to share your creepy pet and release him out of his hideout by pushing the secret button on the side of the crate. For best creepy crawlin' tarantula movement, run on hard, flat, smooth surfaces.

## SCARING TIPS

*Try saying any of the following as you share your creepy tarantula pet:*

"I want to show you my new pet. He's a little shy, but let me see if I can get him to come out of his crate."

"Do you know who's wooden box this is? It says something here on the top, but I can't read it."

"Shhhhh, my pet is sleeping, be really quiet."

Visit [unclemilton.com](http://unclemilton.com) for Tarantula Planet contests, activities and more!

KEEP THESE INSTRUCTIONS FOR FUTURE REFERENCE — DO NOT DISCARD

Questions? Go to [unclemilton.com](http://unclemilton.com)

**Uncle  
Milton.**

Manufactured by Uncle Milton Industries, Inc.  
© 2010 UMI. All rights reserved.  
® and TM designate U.S. trademarks of Uncle  
Milton Industries, Inc. Westlake Village, CA 91362.  
PRINTED IN CHINA