



DRAGONFIRE NIGHT ROCKET™

Light-up Fireworks Air Rocket

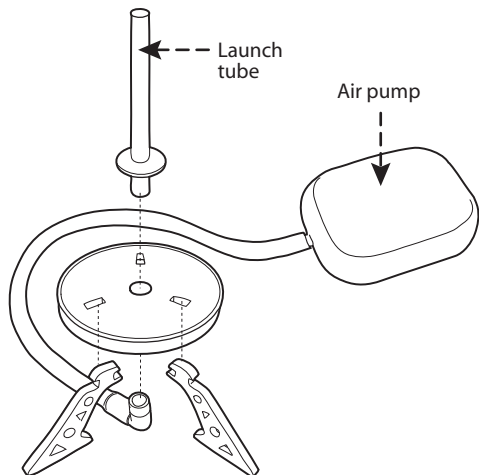


ASSEMBLY

Assemble the Dragonfire Night Rocket as shown in an open area outdoors.

Parts included:

- 1 Light-up rocket
- 1 Launch pad
- 1 Launch tube
- 3 Launch pad stands
- 1 Air pump with air tube



Non-replaceable battery. Do not dispose of rocket in fire, batteries inside this product may explode or leak.


1



On/Off Light

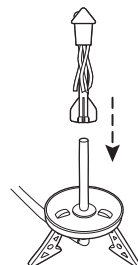
Press on opposite side of whistle.

2



Place launch pad on level surface.

3



Place rocket on launch tube.

4



Stay clear of the launch pad and jump on the air pump.

The harder you stomp, the higher it flies!



IMPORTANT SAFETY INFORMATION

Keep clear from face and eyes. Do not launch at people or animals. Use caution; make sure people around you know you are playing with this product. Recommended for use in wide open areas. Do not launch near overhead wires, trees, buildings, or other obstructions. Point rocket away from face when launching. During launching, people and animals must not come within a radius of three feet from the rocket. Always set toy on a level surface for launching. DO NOT use in rain, sleet, electrical storms, or other adverse weather. Please retain this information for future use. ADULT SUPERVISION RECOMMENDED.

CAUTION: Do not use projectiles other than those provided with this toy.

MANUFACTURED BY UNCLE MILTON INDUSTRIES, INC.
P.O. Box 6281
THOUSAND OAKS, CA 91359 USA
©2012 UMI. All rights reserved. ®
and TM designate trademarks of Uncle Milton Industries, Inc.
MADE IN CHINA

KEEP THESE INSTRUCTIONS FOR FUTURE REFERENCE — DO NOT DISCARD

Questions? Visit unclemilton.com